


S Series

High Current Shunts



FEATURES

- 100-1200A ratings
- 60mv and 75mv versions
- 0.5% accuracy class
- Manganin (6J13) plate resistive element construction
- T, L, and DIN type terminals
- H59-1 (UNS 37700) Brass Terminal Construction

SERIES SPECIFICATIONS

Series	Terminal Type	Construction	Rated Current	Voltage (mV)	Accuracy Class
SHD1-100C060DE	DIN	Plate	100	60	0.50%
SHT1-250C060DE	T	Plate	250	60	0.50%
SHL1-600C060DE	L	Plate	600	60	0.50%
SHL1-1K2C060DE	L	Plate	1200	60	0.50%
SHD1-100C075DE	DIN	Plate	100	75	0.50%
SHT1-200C075DE	T	Plate	200	75	0.50%
SHT1-500C075DE	T	Plate	500	75	0.50%
SHL1-1K0C075DE	L	Plate	1000	75	0.50%
SHT1-500C100DE	T	Plate	500	100	0.50%

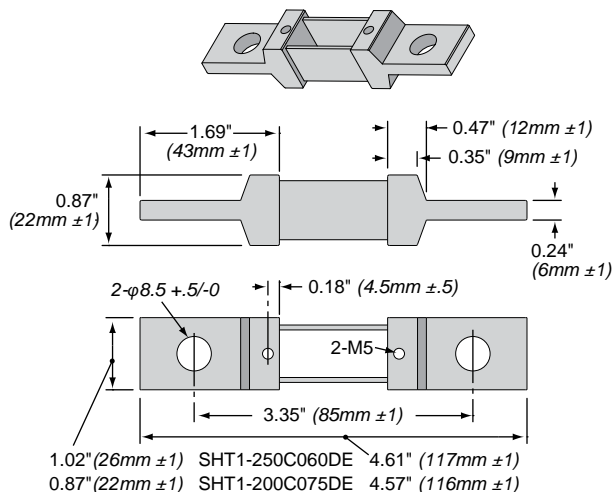
CHARACTERISTICS

Terminal Surface Coating	Acid Wash and Passivation
Resistor plate surface coating	Acid Wash and Passivation
Method of measurement	Null Balance Resistance Bridge
National standard	GB/T7676-1998 (Direct acting indicating analog electrical measuring instruments and their accessories)
Safety standard	IEC610101-1: 1890 (Safety requirements for electrical equipment for measurement, control, and laboratory use-Part I: General requirements)
Environmental standard	SJ/T11363-2006 (Requirements for concentration limits for certain hazardous substances in electronic information products)
Derating	linearly from 25°C to 85°C

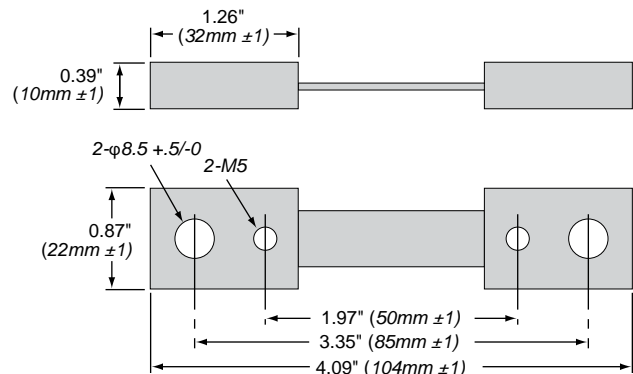
DIMENSIONS

in./mm

SHT1-250C060DE
SHT1-200C075DE



SHD1-100C060DE
SHD1-100C075DE



(continued)

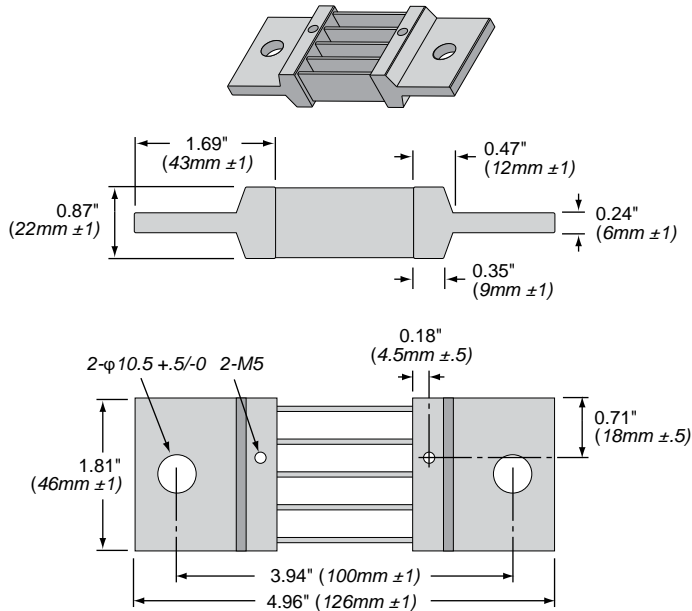
S Series

High Current Laboratory Shunts

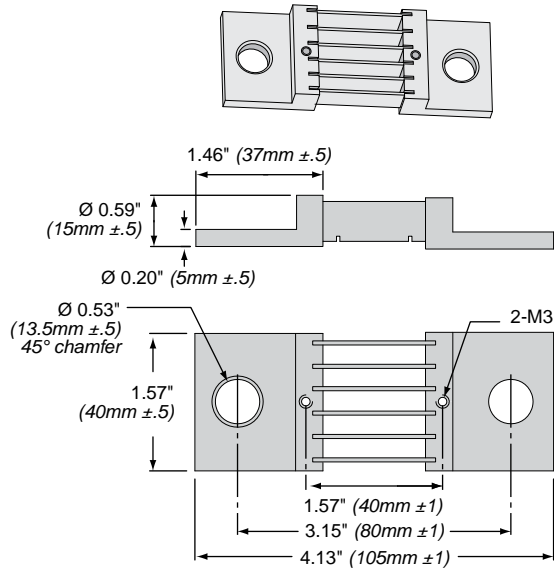
DIMENSIONS

(continued) in./mm

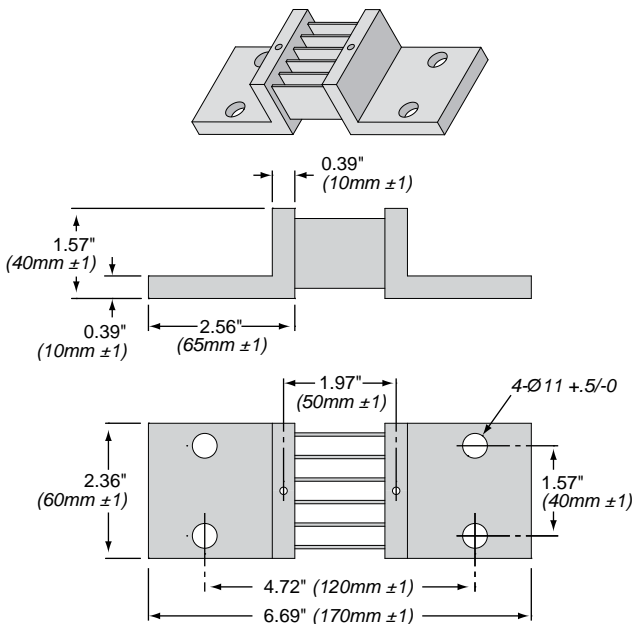
SHT1-500C075DE



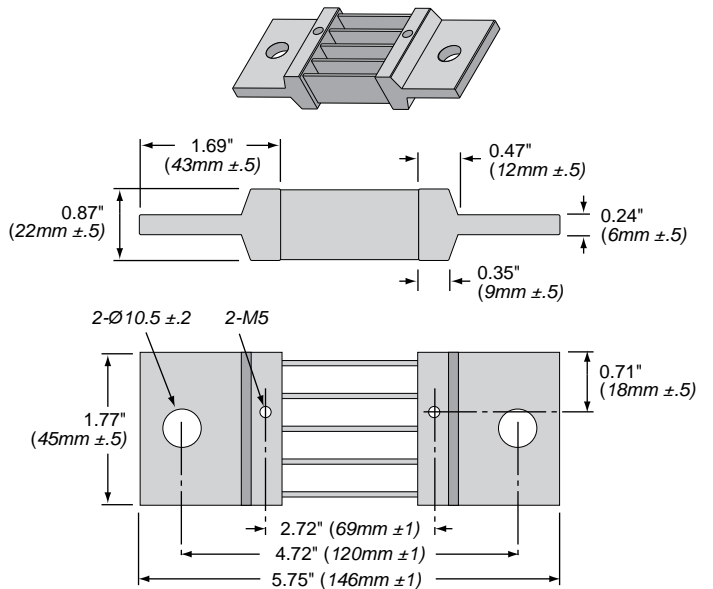
SHL1-600C060DE



SHL1-1K2C060DE SHL1-1K0C075DE



SHT1-500C100DE



HOW TO ORDER

Current
 1K0 = 1000 amps
 500 = 500 amps
 200 = 200 amps
 100 = 100 amps

RoHS Compliant

SHL1-1K0C075DE

Series	Terminal Type	Terminal Material	mV	Tolerance
T	T-type	C = copper surface treatment (std.)	075 = 75mV	D = ±0.5%
D	DIN-type	N = nickel plating	025 = 25mV	F = ±1%
L	L-type		050 = 50mV	
			060 = 60mV	